

# ST. ANDREWS SCOTS SR. SEC. SCHOOL

9<sup>th</sup> Avenue, I.P. Extension, Patparganj, Delhi-110092

(Session 2024-25)





CLASS: II

SUBJECT: Maths

TOPIC: Data Handling

Data-Information about things, objects, people etc is called data.

Ques. Rahul made a list of children to find out which fruit juice they like or dislike the most.

Fruit Juice	No. of children
 Mango Juice	30
 Grapes Juice	10
 Orange Juice	45
 Guava Juice	19

Q1. Which fruit juice do children like the most?

Ans. Orange Juice.





Q2. How many children like Grapes Juice?

Ans. 10 children.

Q3. How many children like Mango Juice?

Ans. 30 children.

Ques. A teacher distributed ice-cream cones of different flavours in the classroom. Let's find out which ice-cream children liked or disliked the most.

Ice-cream flavours	No. of children
 Vanilla	23
 Strawberry	16
 Chocolate	35
 Butterscotch	25

Q1. How many children liked butterscotch ice- cream?

Ans. 25 children.

Q2.Which is the most liked ice-cream?

Ans. Chocolate ice- cream.

Q3.Which ice-cream is least liked by the children?

Ans. Strawberry ice- cream.